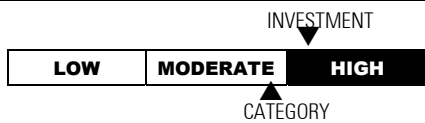


Key Facts

INVESTMENT ADVISOR: BlackRock Institutional Trust Company, N.A.
FUND CATEGORY: Mid Cap Stock-Blend
MANDATE BENCHMARK: Dow Jones U.S. Completion Total Stock Market Index
NET ASSETS: \$45.5 Million
INCEPTION DATE: 04/01/2010
NET EXPENSE RATIO (After Contract Charges): 0.04%
OVERALL MORNINGSTAR RATING™: ★★★★★
OVERALL # OF FUNDS IN MORNINGSTAR CATEGORY: 356
PORTFOLIO MANAGER(S): Team Managed

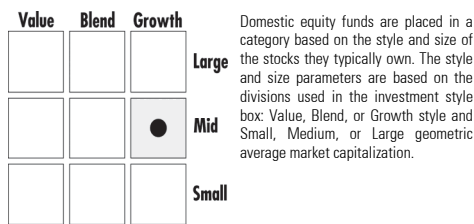
Overall Morningstar Rating as of quarter ending 03/31/2018. The Morningstar Rating shown is for the share class of this Collective only and assumes no contract charges are imposed. Other classes may have different performance characteristics. ©2018 Morningstar, Inc. All Rights Reserved. Additional Morningstar information is available in the User Guide.

Morningstar Volatility Rank As of 03/31/2018



In the past, this investment has shown a wide range of price fluctuations relative to other investments. This investment may experience significant price increases in favorable markets or undergo large price declines in adverse markets. Some of this risk may be offset by owning other investments that follow different investment strategies.

Morningstar® Style Box™ As of 03/31/2018



Annual Performance

	Fund	Mandate Benchmark
2017	18.22%	18.12%
2016	16.09%	15.75%
2015	-3.22%	-3.42%
2014	7.53%	7.63%
2013	38.23%	38.05%

Prudential Retirement's Role. This fund is not part of Prudential Retirement's Manager of Managers Program and Prudential Retirement does not assume any responsibility for the plan's decision to invest in the funds, to monitor their performance or to provide information regarding the funds. Each of those is the sole responsibility of the plan. To the extent Prudential Retirement provides such information, it makes no warranty as to the accuracy of such information and makes no undertaking to continue to provide such information unless Prudential Retirement agrees to continue to provide such information in writing.

For additional information about the investment options available through your plan, please go to www.prudential.com/islandsavings or call toll-free 1-888-71-ALOHA (1-888-712-5642).

© 2018 Prudential Financial, Inc. and its related entities. Prudential, the Prudential logo, the Rock symbol and Bring Your Challenges are service marks of Prudential Financial, Inc., and its related entities, registered in many jurisdictions worldwide.

DESCRIPTION/OBJECTIVE

This Custom Plan Investment Option (the "Fund") invests wholly in the underlying collective investment trust fund, BlackRock US Small/Mid Cap Index (the "C.I.T."). The C.I.T. is an "index fund" that seeks investment results that correspond generally to the price and yield performance, before fees and expenses, of a particular index (its "Underlying Index").

The C.I.T. is a collective investment trust maintained and managed by BlackRock Institutional Trust Company, N.A. ("BTC"). The C.I.T. shall be invested and reinvested primarily in a portfolio of equity securities with the objective of approximating as closely as practicable the capitalization weighted total rate of return of the segment of the United States market for publicly traded equity securities. The criterion for selection of investments shall be the Dow Jones U.S. Completion Total Stock Market Index. BTC uses a "passive" or indexing approach to try to achieve the C.I.T.'s investment objective. Unlike many C.I.T.s, the C.I.T. does not try to outperform the index it seeks to track and does not seek temporary defensive positions when markets decline or appear overvalued.

BTC uses a representative sampling indexing strategy to manage C.I.T.. "Representative sampling" is an indexing strategy that involves investing in a representative sample of securities that collectively has an investment profile similar to the C.I.T.'s Underlying Index. The securities selected are expected to have, in the aggregate, investment characteristics (based on factors such as market capitalization and industry weightings), fundamental characteristics (such as return variability and yield) and liquidity measures similar to those of the Underlying Index. The C.I.T. may or may not hold all of the securities that are included in the Underlying Index.

The C.I.T. may invest through one or a series of collective investment trusts managed and trustee by BTC. When deemed appropriate by BTC and unless otherwise provided in the C.I.T.'s investment strategies, BTC may invest all or any portion of the C.I.T. in one or more futures contracts, forward contracts or other similar assets for the purpose of acting as a temporary substitute for investment in securities.

In the event of a conflict between this summary description of the C.I.T.'s investment objective and principal investment strategies and the Trust Document under which the C.I.T. was established, the Trust Document will govern. For more information related to the C.I.T., please see the C.I.T.'s Trust Document, Profile and most recent audited financial statements. There is no assurance the objectives will be met.

Small and mid sized companies may present greater opportunities for capital appreciation, but may also involve greater risks than larger companies. As a result, the value of stocks issued by these companies may fluctuate more than stocks of larger issuers.

Collective Top Five Holdings As of 03/31/2018

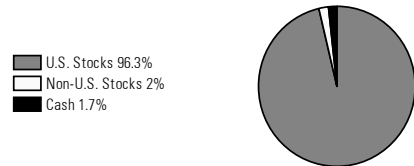
Tesla Inc	0.72%
ServiceNow Inc	0.58%
Las Vegas Sands Corp	0.53%
Worldpay Inc Class A	0.50%
Twitter Inc	0.38%

Collective Top Five Sectors As of 03/31/2018

Technology	18.15%
Financial Services	15.94%
Consumer Cyclical	13.99%
Industrials	13.91%
Health Care	10.44%

Holdings and Sector allocations are ranked as a percentage of net assets and subject to change without notice.

Collective Portfolio Allocation As of 03/31/2018



Performance(%)

As of 03/31/2018

	Cumulative Returns		Average Annual Total Returns				
	QTD	YTD	1 Year	3 Year	5 Year	10 Year	Since Inception
Fund	0.16	0.16	13.29	8.11	11.84	---	12.99
Mandate Benchmark	0.12	0.12	13.08	7.88	11.68	---	---
Morningstar Rating™				★★★	★★★★	---	
# of Funds in Category				356	322	---	

Fund Fees Reflected in Performance. The Fund's returns are net of a 0.04% annual investment management fee. The Fund's performance reflects total annual operating expense ("TAOE") capped at 0.01% per year.

Additional Information for the Total Annual Operating Expense. The Total Annual Operating Expense ("TAOE") ratio noted above reflects administrative costs capped at one (1) basis points (0.01%) per year. There may be other fees and expenses not reflected in the TAOE ratio noted above that bear on the value of the investment.

Fund Structure. Your retirement plan makes available certain plan investments structured as "Fund of funds" (investments that invest in one or more underlying funds). These investments are neither mutual funds nor separate accounts offered by Prudential Retirement Insurance and Annuity Company ("PRIAC"). Rather, PRIAC acts solely as a record keeper in providing administrative and valuation services in connection with these plan investments. Management of these plan investments is the sole responsibility of your plan sponsor and/or a third party whom the plan sponsor has hired to provide investment management services.

Possibility of Contract Charges. Your retirement plan may have agreed to contract charges. If so, these would reduce the performance (and possibly the Morningstar ratings) shown above. Any contract charges are included in the expense ratio shown in your statement and in the performance shown in your statement. The Fund fees and contract charges compensate us for the distribution and servicing associated with your plan. Other plan investment options may generate more or less revenue for us than the fees associated with this Fund. If the aggregate revenue from your plan exceeds our associated costs, we earn a profit. Otherwise, we incur a loss. Other plans investing in the Fund may have lower fees, but these are not available to your plan in order to compensate us for distribution and plan servicing.

Performance Risks. Before investing, investors should carefully consider the investment objectives, risks, charges and expenses of this Fund and other plan investment options. The performance quoted represents past performance. The investment value and return will fluctuate so that an investment, when redeemed, may be worth more or less than original cost. Past performance does not guarantee future results. Current performance may be lower or higher than the performance data quoted. For performance data current to the most recent month end, please call 1-888-71-ALOHA (1-888-712-5642) or go to www.prudential.com/islandsavings. It is possible to lose money investing in securities.

Miscellaneous. Frequent exchanging of investment options may harm long-term investors. Your plan and/or the Fund may have policies to detect and deter potentially abusive exchanges. The policies may require us to modify or terminate investment exchange privileges. Benchmarks are unmanaged and cannot be invested in directly. See User Guide for benchmark definitions and refer to the section entitled "Separate Account or Custom Plan Investment Options" for a description of PRIAC's role related to the type of fund described in this fact sheet.

Information contained in this fact sheet has been provided by BlackRock Institutional Trust Company, N.A.

