

This material has been prepared by a third party. Prudential Retirement Insurance and Annuity Company (“Prudential Retirement”), also a Prudential financial affiliate, serves as a recordkeeper for your plan but does not make any representations or warrant as to the accuracy or completeness of the information contained in the fact sheet and is not liable for any material contained therein. This information is provided for informational purposes only and should not be considered a recommendation to buy or sell any security.

Prudential Retirement is forwarding information from the Fund’s investment manager to assist investors in making investment decisions regarding the Fund. Investors must determine whether any other information is necessary in making those decisions. The investor is solely responsible for obtaining any other information required by the investor, which may not be available from PRIAC. The investor is solely responsible for the decision to invest or continue to invest in the Fund. PRIAC assumes no responsibility for any investor’s decision to invest or continue to invest in the Fund. This Fund is not part of the Manager-of-Managers program and therefore PRIAC does not assume any responsibility with respect to the selection, monitoring, or replacement of the investment manager. Selection, monitoring, or termination of the Fund on a retirement plan’s investment line-up is the sole responsibility of each retirement plan’s fiduciary.

Certain fees that Prudential Retirement and its affiliates may receive in connection with plan investments in this fund(s), share class, include:

Finders Fee	No	12b-1 Fee	0.00%
Sub-accounting fee %	0.00%	Sub-accounting fee (\$ per participant)	0.00%
Other Service fee %	0.00%	Other Service fee (\$ per participant)	0.00%

Fees, if applicable to this Fund, compensate Prudential Retirement for selling the Fund’s shares and servicing your retirement plan. The Fund’s expense ratio includes these fees. Other investment options may generate more or less revenue than the fees associated with this Fund. If the aggregate revenue from your plan exceeds Prudential Retirement’s associated costs, Prudential Retirement earns a profit. Otherwise, Prudential Retirement incurs a loss. Other share classes of this fund may have a lower expense ratio, but your plan’s investment options do not include such shares to compensate Prudential Retirement for distribution and plan servicing.

Frequent exchanging of investment options may harm long-term investors. Policies may be in effect at the plan or the investment level to detect and deter exchanges that may be abusive. Such policies may require us to modify, restrict, suspend or terminate purchase or exchange privileges and impose redemption fees. Please refer to the prospectus, or other offering document if available, for the investment, for information on these potential restrictions and any applicable redemption fees. Otherwise, please contact your Prudential Representative.

Any performance data quoted represents past performance, and past performance does not guarantee future results. In general, the investment return and principal value of an investment will fluctuate so that an investor's shares, when redeemed, may be worth more or less than their original cost. Current performance may be lower or higher than the performance data quoted.

For additional information, please call Prudential Retirement 1-877-778-2100 or visit www.prudential.com

1036335-00001-00



Teamster-UPS National 401(k) Tax Deferred Savings Plan Bright Horizon 2050 Fund



December 31, 2020

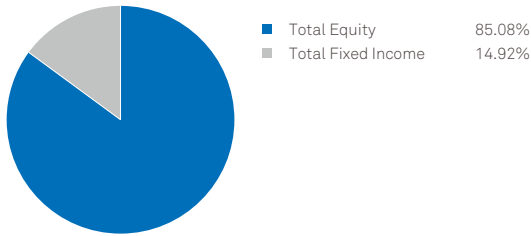
What is the Fund's Goal?

The Fund seeks long term growth with some stability of principal for investors with a projected retirement date approximately within five years of 2050.

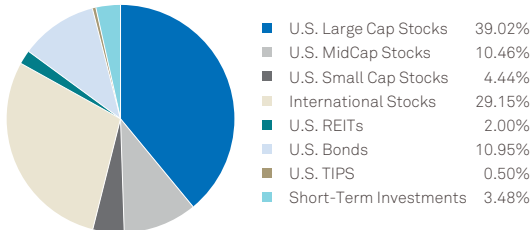
What is the Fund's Investment Strategy?

The Fund invests in securities and a combination of other collective funds to create a mix of equity, fixed income, and real estate indexes. On an annual basis, the Fund shifts assets to a more conservative strategy as the year 2050 gets closer. Over time, the stock and real estate portion of the Fund decreases and the bond portion increases. Six years after its target date of 2050, the Fund will be invested in its most conservative mix of cash, bond, stock and real estate investments and will stay with this target allocation indefinitely.

Asset Allocation¹



Fund Breakdown¹

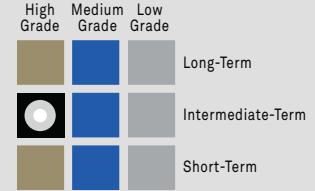


Certain Risks

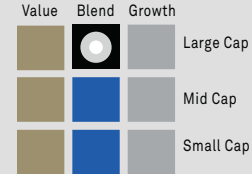
With respect to the Fund's bond holdings, the Fund's performance depends on the value of the holdings, changes in interest rates, and the credit quality and maturity of its investments. In general, bond prices tend to increase when interest rates decrease, and vice versa. This movement is often greater for longer maturity bonds. Therefore, the Fund's investment in high quality bonds with a medium-term duration can mean more steady returns with less risk compared with funds that invest in longer maturity bonds. With respect to the stock holdings of the Fund, the Fund's performance depends on the value of its holdings. Stock values may vary from day to day in response to individual companies and general market and economic conditions. In the short term, stock values may be volatile, but over the long term, they have the potential for higher returns than bond or cash investments. The value of foreign stock holdings are further impacted by currency exchange rates, and different types of political, market and economic risks. Also, foreign countries have different auditing, accounting, corporate governance and other financial and legal reporting standards, and foreign markets may have greater volatility, decreased liquidity or less efficient trading and reporting. These risks are generally more pronounced in emerging markets. With respect to real estate holdings of the Fund, the Fund's performance will depend on the fluctuation in value of such holdings, which are affected by interest rate changes, the availability of financing, prepayment and defaults of mortgages secured by real estate, changes in real estate tax and regulatory policies, and regional variations in the real estate markets. The Fund is structured to minimize risk through diversification. Please see the plan's Summary Plan Description, Investment Brochure, or other similar disclosure document for a complete list of the Principal Risks for investing in the Fund.

Fixed Income Investment Style Classification¹

(Quality and Maturity)



Equity Investment Style Classification¹



Fees³

Investment Fee	5.50 bps
Custody Fee	0.28 bps

Total Returns

as of 12/31/20

Fund (inception date)	3 mo	YTD	12 mo	3 yr Annualized	5 yr Annualized	10 yr Annualized	Since Inception Annualized
Bright Horizon 2050 Fund (1/8/09)*	13.93%	14.61%	14.61%	9.52%	11.43%	9.65%	11.64%
Custom Bright Horizon 2050 Index ²	13.94%	14.10%	14.10%	9.35%	11.32%	9.63%	12.01%

Past results are not necessarily indicative of future performance and are no guarantee that losses will not occur in the future. Future returns are not guaranteed and a loss of principal may occur. Performance results for periods of one year or less are not annualized. Effective January 9, 2009, The Bank of New York Mellon began managing the underlying investments of the Fund. Therefore, past performance for periods prior to this date is not available on this fact sheet.

This fact sheet is intended to provide participants with some helpful information to decide whether to choose the Bright Horizon 2050 Fund as an investment option for their retirement needs. The Fund has created a Custom Bright Horizon 2050 Index against which its performance and composition are compared.

*Performance inception date of 1/9/09.

See footnotes on next page.

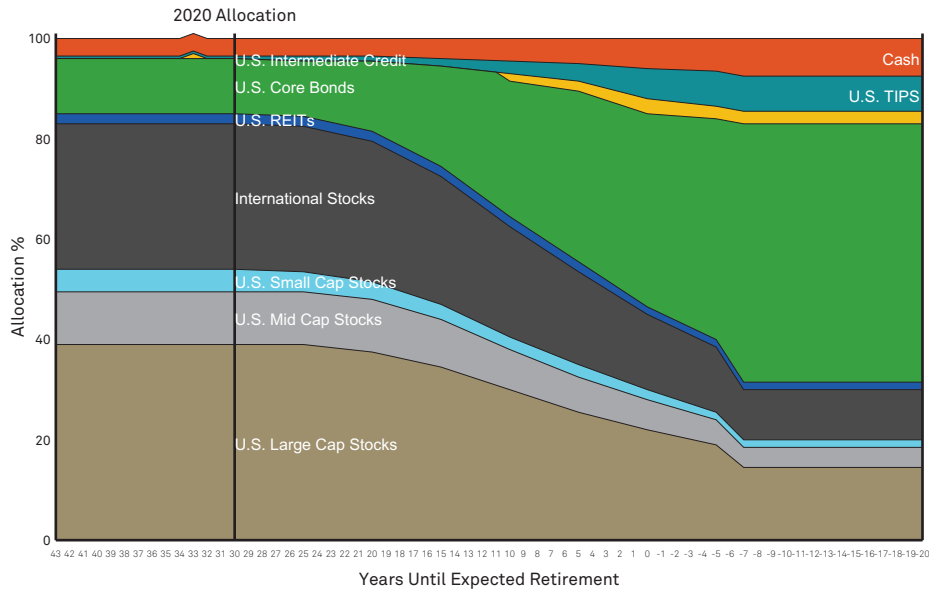
■ NOT FDIC-INSURED ■ NOT BANK-GUARANTEED ■ MAY LOSE VALUE

How Do I Buy or Sell the Fund?

To buy or sell the Fund, go to www.teamsterups401kplan.com or call 1-800-537-0189.

Teamster-UPS National 401(k) Tax Deferred Savings Plan Bright Horizon 2050 Fund

Estimated Asset Allocation Schedule



The Fund's allocation becomes more conservative over time, reaching its final asset allocation six years after the intended target retirement date, and remaining constant thereafter.

The performance information herein has been presented by The Bank of New York Mellon ("BNY Mellon") at the request of Plan trustees. Please note that this presentation alone does not comply with all of the disclosure requirements for an ERISA "section 404(c) plan," as described in the Department of Labor regulations under section 404(c), nor does it contain all of the disclosure required by Rule 404a-5. Plan sponsors intending to comply with those regulations will need to provide the plan participants with additional information, which can be found in the plan's summary plan description and website (www.teamsterups401kplan.com). The information provided in this presentation does not constitute individual investment advice for a participant or investor, is only informational in nature and should not be used by a participant or investor as a primary basis for making an investment decision.

A Fund's total return presented in this Fact Sheet reflects net performance (after fees and expenses) of the particular Fund units but does not reflect any fees that may be borne externally by Fund participants. Such external fees would reduce the performance quoted. The Fund's performance is compared to an index described below. An index does not incur management fees, costs, and expenses, and cannot be invested in directly. An index is an unmanaged portfolio of specified securities. A Fund's portfolio may differ significantly from the securities in the index.

¹ Data is as of 12/31/2020, and is subject to change at any time. The Fund invests in a bank collective investment trust managed by BNY Mellon whose investment goal and investment strategy correspond to the Fund and whose investments correspond to the asset categories in the Asset Allocation and Fund Breakdown pie charts. Accordingly, the portfolio composition pie charts shown reflect the investment composition of the underlying collective investment trust in which the Fund invests. Financial futures may be used to obtain exposure, to provide liquidity for cash flows, to hedge dividend accruals or for other purposes that facilitate meeting the Fund's goal. The information provided in this presentation should not be considered a recommendation to purchase or sell a particular security. You should not assume that investment decisions we make in the future will be profitable or will equal the investment performance of the past.

² Effective February 1, 2011, the Custom Index was modified to reflect a prior change in the Fund's investment allocation approach, which was to shift from actively invested asset categories to indexed investment categories. This change is reflected in the Total Return calculations for periods subsequent to this date. Currently, the Custom Index is comprised of a mix of the following market indices that are weighted to approximate the Fund's target portfolio mix, and will be adjusted at least annually as the Fund approaches its target date: the S&P 500[®] Index (weighted 39.00%), S&P 400 MidCap[®] Index (weighted 10.50%), Russell 2000[®] Index (weighted 4.50%), MSCI ACWI[®]-ex U.S. IMI Stock Index (weighted 29.00%), Dow Jones U.S. Select REIT Index (weighted 2.00%), Bloomberg Barclays U.S. Aggregate Bond Index (weighted 10.00%), Bloomberg Barclays U.S. Intermediate Credit Index (weighted 1.00%), Bloomberg Barclays U.S. Treasury Inflation Protected Securities (TIPS) Index (weighted 0.00%), and the Bloomberg Barclays U.S. 1-3 Year Government/Credit Index (weighted 4.00%). The Custom Index reflects reinvestment of dividends and, where applicable, capital gain distributions, and is not subject to fees and expenses to which the Fund is subject. Investors cannot invest directly in any index. The mix of indices for prior periods is available on request. The Standard & Poor's 500 (S&P 500) Composite Stock Price Index is a widely accepted, unmanaged index of U.S. stock market performance. The Standard & Poor's Mid Cap 400 Index is a widely accepted, unmanaged total return index measuring the performance of the mid-sized company segment of the U.S. stock market. The Russell 2000 Index is a widely accepted, unmanaged total return index measuring the performance of the small-sized company segment of the U.S. stock market. The MSCI All Country World Index ("ACWI[®]") ex-U.S. IMI Stock Index is a capitalization-weighted benchmark composed of large and mid-sized companies in global developed and emerging market countries, excluding the United States. The Dow Jones U.S. Select REIT Index is a widely accepted, unmanaged index of all the publicly traded U.S. Real Estate Investment Trusts (REITs) contained in the Dow Jones U.S. stock universe; prior to March 31, 2009, the index was named Dow Jones Wilshire U.S. Real Estate Investment Trust (REIT) Index. The Bloomberg Barclays U.S. Aggregate Bond Index is a widely accepted, unmanaged total return index of corporate, government and government-agency debt instruments, mortgage backed securities and asset-backed securities with an average maturity of 1-10 years. Bloomberg Barclays U.S. Intermediate Credit Index measures the performance of investment grade corporate debt and agency bonds that are dollar denominated and have a remaining maturity of greater than one year and less than ten years. Bloomberg Barclays U.S. TIPS Index is an unmanaged market index comprised of all U.S. Treasury Inflation Protected Securities rated investment grade (Baa3 or better), having at least one year to final maturity, and at least \$250 million par amount outstanding. Bloomberg Barclays U.S. 1-3 Year Government/Credit Index is composed of investment-grade United States credit securities and government bonds that have a remaining maturity of greater than or equal to 1 year and less than 3 years, and have more than \$250 million or more of outstanding face value. The foregoing indices are trademarks used for comparative purposes only. None of the owners of the trademarks sponsor, endorse, sell or promote the Fund, or make any representation regarding the advisability of investing in the products or strategies described.

³ BNY Mellon charges Investment Fees and Custody Fees to the Plan and its participants in connection with the fund's investment in the underlying collective investment trust managed by BNY Mellon, although the fees and expenses of the underlying BNY Mellon collective investment trust have been voluntarily capped by BNY Mellon at 0.02%. Custody Fees are calculated by BNY Mellon and prorated across all investment funds. Custody Fees may be fixed or variable, and can vary by changes in fund assets and activity. Those fees may be expressed in basis point charges or dollar amount charges. Total fees and expenses are translated into basis points for each fund. The fixed costs amount to an annualized rate of 0.25 basis point, while the variable costs are calculated and charged in arrears and are estimated to be an additional annualized amount of 0.03 - 0.05 basis points. Along with Investment Fees, the Custody Fees are accrued and assessed daily against each fund's unit value, and are reflected in the total return performance information presented herein. There may be additional Plan fees and expenses that participants will bear that are not reflected in fund performance.

The Fund is bank collective investment trust fund for which BNY Mellon is the manager and trustee, and for which Mellon Investments Corporation ("Mellon") manages the assets of the collective investment fund in their capacity as dual officers of BNY Mellon. BNY Mellon is a wholly owned subsidiary of The Bank of New York Mellon Corporation. As a bank-maintained collective investment fund, the Fund and its units are not registered under federal and state securities laws in reliance upon applicable exemptions. Because the Fund is not a mutual fund, it is governed by different regulations, restrictions and disclosure requirements. For example, the Fund is subject to banking and tax regulations which, among other things, limit participation to certain eligible qualified retirement plans (stock bonus, retirement, pension and profit sharing accounts) and government plans where BNY Mellon or an affiliate is a trustee, investment manager, custodian or directed agent.

As is the case with mutual funds, the Fund is not a deposit of, and are not insured or guaranteed by, any bank, financial institution, the FDIC or any other government agency, and participants may lose money. Also, a Fund's unit principal value and investment return will fluctuate, so that when a unit is redeemed, it may be worth more or less than the original investment.