

This material has been prepared by a third party. Prudential Retirement Insurance and Annuity Company (“Prudential Retirement”), also a Prudential financial affiliate, serves as a recordkeeper for your plan but does not make any representations or warrant as to the accuracy or completeness of the information contained in the fact sheet and is not liable for any material contained therein. This information is provided for informational purposes only and should not be considered a recommendation to buy or sell any security.

Prudential Retirement is forwarding information from the Fund’s investment manager to assist investors in making investment decisions regarding the Fund. Investors must determine whether any other information is necessary in making those decisions. The investor is solely responsible for obtaining any other information required by the investor, which may not be available from PRIAC. The investor is solely responsible for the decision to invest or continue to invest in the Fund. PRIAC assumes no responsibility for any investor’s decision to invest or continue to invest in the Fund. This Fund is not part of the Manager-of-Managers program and therefore PRIAC does not assume any responsibility with respect to the selection, monitoring, or replacement of the investment manager. Selection, monitoring, or termination of the Fund on a retirement plan’s investment line-up is the sole responsibility of each retirement plan’s fiduciary.

Certain fees that Prudential Retirement and its affiliates may receive in connection with plan investments in this fund(s), share class, include:

Finders Fee	N	12b-1 Fee	0.00%
Sub-accounting fee %	0.00%	Sub-accounting fee (\$ per participant)	0.00%
Other Service fee %	0.00%	Other Service fee (\$ per participant)	0.00%

Fees, if applicable to this Fund, compensate Prudential Retirement for selling the Fund’s shares and servicing your retirement plan. The Fund’s expense ratio includes these fees. Other investment options may generate more or less revenue than the fees associated with this Fund. If the aggregate revenue from your plan exceeds Prudential Retirement’s associated costs, Prudential Retirement earns a profit. Otherwise, Prudential Retirement incurs a loss. Other share classes of this fund may have a lower expense ratio, but your plan’s investment options do not include such shares to compensate Prudential Retirement for distribution and plan servicing.

Frequent exchanging of investment options may harm long-term investors. Policies may be in effect at the plan or the investment level to detect and deter exchanges that may be abusive. Such policies may require us to modify, restrict, suspend or terminate purchase or exchange privileges and impose redemption fees. Please refer to the prospectus, or other offering document if available, for the investment, for information on these potential restrictions and any applicable redemption fees. Otherwise, please contact your Prudential Representative.

Any performance data quoted represents past performance, and past performance does not guarantee future results. In general, the investment return and principal value of an investment will fluctuate so that an investor’s shares, when redeemed, may be worth more or less than their original cost. Current performance may be lower or higher than the performance data quoted.

For additional information, please call Prudential Retirement 1-877-778-2100 or visit [www.prudential.com](http://www.prudential.com)

1036335-00001-00



# Teamster-UPS National 401(k) Tax Deferred Savings Plan Bond Market Index Fund



June 30, 2021

### What is the Fund's Goal?

The Fund seeks to track the performance of the Bloomberg Barclays U.S. Aggregate Bond Index.

### What is the Fund's Investment Strategy?

To pursue its goal, the Fund invests primarily in government, corporate, mortgage-backed and asset-backed securities. The aim of the index fund is to replicate the returns of the stated index. However, due to construction methodology, the Fund's holdings may not fully represent the Bloomberg Barclays U.S. Aggregate Bond Index, causing the Fund's performance to deviate from that of the index. The Fund invests in a well diversified portfolio that is representative of the broad domestic bond market. Derivatives (i.e., financial futures) may be used to provide liquidity for cash flows, to obtain exposure, to hedge or for other purposes that facilitate meeting the Fund's objective.

### Certain Risks

The performance of the Fund depends primarily on the value of its bond holdings, changes in interest rates, and the credit quality and maturity of its investments. In general, bond prices tend to increase when interest rates decrease, and vice versa. This movement is often greater for longer maturity bonds. Therefore, the Fund's investment in high quality bonds with a medium term duration can mean more steady returns with less risk compared with funds that invest in longer maturity bonds. Please see the plan's Summary Plan Description, Investment Brochure, or other similar disclosure document for a complete list of the Principal Risks for investing in the Fund, and read it carefully before investing.

### Total Returns

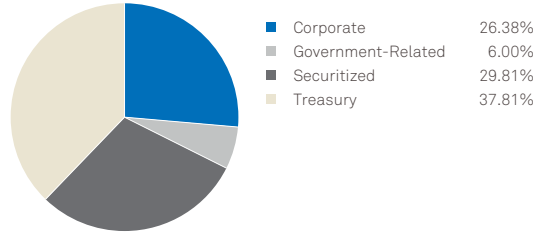
as of 6/30/21

Fund (inception date)	3 mo	YTD	12 mo	3 yr Annualized	5 yr Annualized	10 yr Annualized	Since Inception Annualized
Bond Market Index Fund (12/31/08)	1.81%	-1.65%	-0.44%	5.33%	2.98%	3.33%	3.82%
<i>Bloomberg Barclays U.S. Aggregate Bond Index</i> <sup>3</sup>	1.83%	-1.60%	-0.33%	5.34%	3.03%	3.39%	3.93%

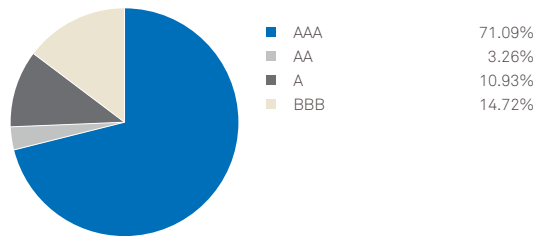
Past results are not necessarily indicative of future performance and are no guarantee that losses will not occur in the future. Future returns are not guaranteed and a loss of principal may occur. Performance results for periods of one year or less are not annualized. Effective January 1, 2009, The Bank of New York Mellon began managing the underlying investments of the Fund. Therefore, past performance for periods prior to this date is not available on this fact sheet.

This fact sheet is intended to provide participants with some helpful information to decide whether to choose the Bond Market Index Fund as an investment option for their retirement needs. The Fund has chosen an Index against which its performance and composition are compared.

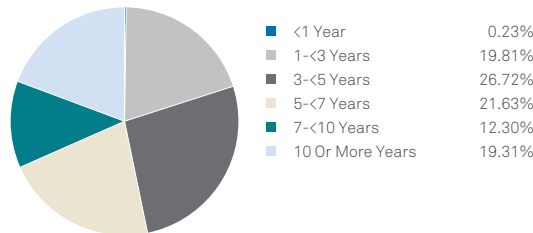
### Asset Composition<sup>1</sup>



### Credit Quality Breakdown<sup>1</sup>



### Allocation by Maturity<sup>1</sup>

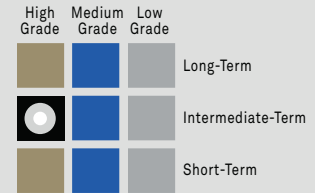


### Is the Fund Appropriate for Me?

This Fund was designed primarily for 401(k) plans. In building a retirement portfolio, it's important to include a mix of equity (stock) and fixed income (bond) funds. Stock funds help build the value of your portfolio over the long term, while bond funds provide income and stability of principal. As a bond fund, this Fund may be appropriate if you have a short to medium investment time frame or if you are looking to generate income and add stability of principal to your portfolio as you near retirement.

### Fixed Income Investment Style Classification<sup>1</sup>

#### (Quality and Maturity)



### Fees<sup>4</sup>

Investment Fee	2.00 bps
Custody Fee	0.28 bps

### Fund Characteristics<sup>1,2</sup>

Yield To Worst	1.49%
Mod. Adj. Duration	6.59 yrs
Maturity in Year(s)	8.47 yrs
Number Of Issues	5,857
Quality Rating	AA1/AA2

### How Do I Buy or Sell the Fund?

To buy or sell the Fund, go to [www.teamsterups401kplan.com](http://www.teamsterups401kplan.com) or call 1-800-537-0189.

See footnotes on next page.

■ NOT FDIC-INSURED ■ NOT BANK-GUARANTEED ■ MAY LOSE VALUE

# Teamster-UPS National 401(k) Tax Deferred Savings Plan Bond Market Index Fund

The performance information herein has been presented by The Bank of New York Mellon (“BNY Mellon”) at the request of Plan trustees. Please note that this presentation alone does not comply with all of the disclosure requirements for an ERISA “section 404(c) plan,” as described in the Department of Labor regulations under section 404(c), nor does it contain all of the disclosure required by Rule 404a-5. Plan sponsors intending to comply with those regulations will need to provide the plan participants with additional information, which can be found in the plan’s summary plan description and website ([www.teamsterups401kplan.com](http://www.teamsterups401kplan.com)). The information provided in this presentation does not constitute individual investment advice for a participant or investor, is only informational in nature and should not be used by a participant or investor as a primary basis for making an investment decision.

A Fund’s total return presented in this Fact Sheet reflects net performance (after fees and expenses) of the particular Fund units but does not reflect any fees that may be borne externally by Fund participants. Such external fees would reduce the performance quoted. The Fund’s performance is compared to an index described below. An index does not incur management fees, costs, and expenses, and cannot be invested in directly. An index is an unmanaged portfolio of specified securities. A Fund’s portfolio may differ significantly from the securities in the index.

<sup>1</sup>Data is as of 06/30/2021, and is subject to change at any time. The Fund invests in a bank collective investment trust managed by BNY Mellon that has the same investment goals and investment strategies as the Fund. The portfolio composition pie charts and fund characteristics shown reflect the investment composition of the collective investment trust, not that of the Fund. The information provided in this presentation should not be considered a recommendation to purchase or sell a particular security. Any specific securities identified do not represent all of the securities purchased, sold or recommended for advisory clients, and may be only a small percentage of the entire portfolio and may not remain in the portfolio at the time you receive this report. You should not assume that investment decisions we make in the future will be profitable or will equal the investment performance of the past.

<sup>2</sup>Duration is a measure of volatility expressed in years. The higher the number, the greater potential for volatility as interest rates change. Average Quality is the weighted average of every bond rating held by the Fund, and reflects the rating entity’s evaluation of the issuer’s ability to pay interest and repay principal on the bond on a timely basis. Bonds rated BBB/Baa or higher are considered investment grade, while bonds rated BB/Ba or lower are considered speculative as to the timely payment of interest and principal. Average Maturity is the average length of time until the principal amount of the bonds comprising the Fund must be repaid. Yield-to-worst is the lowest potential yield that can be received on a bond without the issuer actually defaulting.

<sup>3</sup>Source: Morningstar. The Bloomberg Barclays U.S. Aggregate Bond Index is a widely accepted, unmanaged total return index of corporate, government and government-agency debt instruments, mortgage backed securities and asset-backed securities with an average maturity of 1-10 years. The performance shown for the Index reflects reinvestment of dividends and, where applicable, capital gain distributions, and is not subject to fees and expenses to which the Fund is subject. Investors cannot invest directly in any index. The foregoing index is a trademark used for comparative purposes only. The owner of the trademark does not sponsor, endorse, sell or promote the Fund, or make any representation regarding the advisability of investing in the products or strategies described.

<sup>4</sup>BNY Mellon charges Investment Fees and Custody Fees to the Plan and its participants in connection with the fund’s investment in the underlying collective investment trust(s) managed by BNY Mellon. Custody Fees are calculated by BNY Mellon and prorated across all investment funds. Custody Fees may be fixed or variable, and can vary by changes in fund assets and activity. Those fees may be expressed in basis point charges or dollar amount charges. Total fees and expenses are translated into basis points for each fund. The fixed costs amount to an annualized rate of 0.25 basis point, while the variable costs are calculated and charged in arrears and are estimated to be an additional annualized amount of 0.03 - 0.05 basis points. Along with Investment Fees, the Custody Fees are accrued and assessed daily against each fund’s unit value, and are reflected in the total return performance information presented herein. Similarly, outside audit fees, NSCC fees and third-party facilitation and vendor expenses may be charged to the fund and would be reflected in the fund’s total performance information. There may be additional Plan fees and expenses that participants will bear that are not reflected in fund performance.

The Fund is bank collective investment trust fund for which BNY Mellon is the manager and trustee, and for which Mellon Investments Corporation (“Mellon”) manages the assets of the collective investment fund in their capacity as dual officers of BNY Mellon. BNY Mellon is a wholly owned subsidiary of The Bank of New York Mellon Corporation. As a bank-maintained collective investment fund, the Fund and its units are not registered under federal and state securities laws in reliance upon applicable exemptions. Because the Fund is not a mutual fund, it is governed by different regulations, restrictions and disclosure requirements. For example, the Fund is subject to banking and tax regulations which, among other things, limit participation to certain eligible qualified retirement plans (stock bonus, retirement, pension and profit sharing accounts) and government plans where BNY Mellon or an affiliate is a trustee, investment manager, custodian or directed agent.

As is the case with mutual funds, the Fund is not a deposit of, and are not insured or guaranteed by, any bank, financial institution, the FDIC or any other government agency, and participants may lose money. Also, a Fund’s unit principal value and investment return will fluctuate, so that when a unit is redeemed, it may be worth more or less than the original investment.