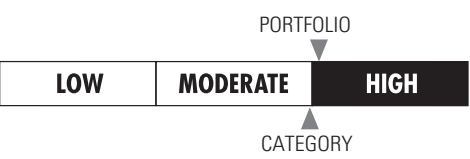


**Key Facts - Portfolio**

**INVESTMENT ADVISOR:** Fidelity Management & Research Company  
**FUND CATEGORY:** Mid-Cap Growth  
**INDEX:** Russell Mid Cap™ Growth TR USD  
**NET ASSETS:** \$153.04 Million  
**INCEPTION DATE:** 12/28/1998  
**GROSS EXPENSE RATIO:** 0.63% of Fund Assets  
**OVERALL MORNINGSTAR RATING™:** ★★★  
**OVERALL # FUNDS IN MORNINGSTAR CATEGORY:** 542  
**PORTFOLIO MANAGER(S):** Thomas Allen

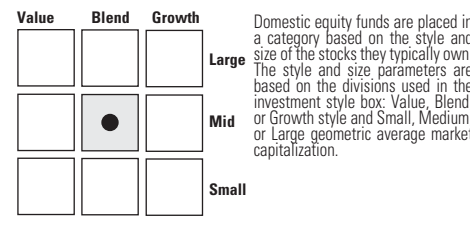
**Overall Morningstar Rating** as of quarter ending 12/31/2018. The Morningstar Rating shown is for the share class of this Portfolio only; other classes may have different performance characteristics. ©2018 Morningstar, Inc. All Rights Reserved. Additional Morningstar information is available in the User Guide.

**Morningstar Volatility Rank As of 12/31/2018**



In the past, this portfolio has shown a wide range of price fluctuations relative to other investments. This portfolio may experience significant price increases in favorable markets or undergo large price declines in adverse markets. Some of this risk may be offset by owning other investments that follow different investment strategies.

**Morningstar® Style Box™ As of 12/31/2018**



Discovery Premier Group Retirement Annuity II ("Discovery Premier II") is a group variable annuity, not a mutual fund. The group variable annuity has a separate account which is comprised of two subaccounts ("Separate Account"). The Fidelity VIP Mid Cap Portfolio Subaccount is one of the variable investment options in the Separate Account ("Subaccount"). You choose the subaccount to which you allocate your contribution. The Separate Account, on behalf of the subaccount, then invests in the underlying fund, Fidelity VIP Mid Cap ("Portfolio").

You are not investing directly in Fidelity VIP Mid Cap Portfolio. Fidelity VIP Mid Cap Portfolio is a portfolio of an open-end management investment company that is registered with the SEC under the Investment Company Act of 1940. Fidelity VIP Mid Cap Portfolio is not publicly traded and is offered only through variable annuity and variable life insurance products. Fidelity VIP Mid Cap Portfolio is not a retail mutual fund, although its investment practices and name may be similar to one and the portfolio managers may be identical. Accordingly, the performance of Fidelity VIP Mid Cap Portfolio is likely to be different from that of the retail mutual fund, and you should not compare the two.

Fidelity VIP Mid Cap Portfolio was established December 28, 1998, before Discovery Premier II began being sold. While the Subaccount was established July 1, 2015. Fidelity VIP Mid Cap Portfolio has been used in other variable annuities for a number of years. Therefore, the information contained in this fact sheet, unless otherwise noted, relates to Fidelity VIP Mid Cap Portfolio and it pertains to periods prior to when the Discovery Premier II annuity was offered for sale.

**DESCRIPTION / OBJECTIVE**

Fidelity VIP Mid Cap Portfolio seeks long-term growth of capital. The Portfolio normally invests at least 80% of assets in securities of companies with medium market capitalizations (which, for purposes of this Portfolio, are those companies with market capitalizations similar to companies in the Russell Midcap® Index or the S&P MidCap 400® Index). It potentially invests in companies with smaller or larger market capitalizations. The Portfolio invests in domestic and foreign issuers. It invests in either "growth" stocks or "value" stocks or both. There is no assurance the objectives will be met.

*Small and mid sized companies may present greater opportunities for capital appreciation, but may also involve greater risks than larger companies. As a result, the value of stocks issued by these companies may fluctuate more than stocks of larger issuers.*

**Performance (%) As of 12/31/2018**

	CUMULATIVE RETURNS		AVERAGE ANNUAL TOTAL RETURNS				
	Quarter	YTD	1 Year	3 Year	5 Year	10 Year	Since Inception
Subaccount	-19.62	-14.54	-14.54	5.03	—	—	2.25
Fidelity VIP Mid Cap Portfolio	-19.62	-14.54	-14.54	5.03	3.96	11.85	—
Index	-15.99	-4.75	-4.75	8.59	7.42	15.12	—
Morningstar Rating™				★★★	★★★	★★★	
# of Funds in Category				542	489	341	

The performance above shows the Subaccount performance within the Separate Account (Incepted July 1, 2015), Fidelity VIP Mid Cap Portfolio performance, and the performance of the applicable index in which the fund benchmarks itself against. The Fidelity VIP Mid Cap Portfolio was established prior to when Discovery Premier II began being sold. Therefore, the performance shown for the Fidelity VIP Mid Cap Portfolio is the historical performance of the Portfolio since the inception date of the Portfolio 12/28/1998.

There are currently no Separate Account charges for Discovery Premier II. Therefore, the performance shown for the Portfolio represents the performance of the Subaccount had the Portfolio been available through the Subaccount since the inception date of the Portfolio 12/28/1998. Certain affiliates of the Fidelity VIP Mid Cap Portfolio have entered into agreements with Prudential to provide support services under which Prudential may receive a fee of up to 0.21% annually on the average assets allocated to the Portfolio. Please see the current prospectus for Discovery Premier II and the current prospectus (or summary prospectus) for the Fidelity VIP Mid Cap Portfolio for detailed information on fees and charges.

As noted, the performance data quoted represents past performance. The investment return and principal value will fluctuate so that an investor's units, when redeemed, may be worth more or less than original cost. For performance information current to the most recent month end, please call 1-877-778-2100 or visit our website at www.prudential.com. While past performance does not guarantee future results, short periods of performance may be particularly unrepresentative of long-term performance. Current performance may be lower or higher than the performance data quoted.

Benchmark indices are unmanaged and cannot be invested in directly. See User Guide for index definitions.

**Important Information About Discovery Premier II**

Investors should consider the contract and Fidelity VIP Mid Cap Portfolio's investment objectives, risks, and charges and expenses carefully before investing. The contract prospectus and the underlying portfolio prospectus (and summary prospectus) contain information relating to investment objectives, risks, and charges and expenses as well as other important information. Please call 1-877-778-2100 for a free Discovery Premier II prospectus or free Fidelity VIP Mid Cap Portfolio prospectus or summary prospectus. You should read the prospectuses carefully before investing. It is possible to lose money when investing in securities. Please see User Guide for explanation of the terms used in the fact sheet. Contributions to 403(b), 457(b) and 401(k) plans, including earnings thereon, generally may not be withdrawn before age 59 1/2, severance from employment, death or disability. Withdrawals are also subject to the terms of the plan.

Tax deferral is generally provided by an individual retirement account and employment based retirement plans. A variable annuity contract should be used to fund a tax favored retirement plan to benefit from the annuity's features other than tax deferral, including lifetime income payout option, the death benefit protection, and the ability to transfer among investment options without sales or withdrawal charges.

The group annuity insurance products are issued through The Prudential Insurance Company of America, Newark, NJ and distributed through Prudential Investment Management Services LLC (PIMS), Newark, NJ 07102-4077; both are Prudential Financial companies. A variable annuity is suitable for long-term investing, particularly retirement savings. Annuity contracts may contain exclusions, limitations, reductions of benefits and terms for keeping them in force. The annuity or certain of its investment options or features may not be available in all states. Contract form # DC-403-97 or state variation thereof.



**Top Five Holdings** As of 12/31/2018

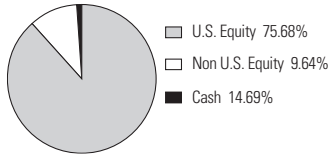
The AES Corp .....	1.57%
Electronic Arts Inc .....	1.43%
Euronet Worldwide Inc .....	1.30%
Activision Blizzard Inc .....	1.26%
Fleetcor Technologies Inc .....	1.17%

**Top Five Sectors** As of 12/31/2018

Financial Services .....	18.76%
Industrials .....	15.74%
Health Care .....	14.53%
Technology .....	12.14%
Consumer Cyclical .....	11.84%

Portfolio holdings and sector allocations are ranked as a percentage of net assets and subject to change without notice.

**Allocation** As of 12/31/2018



**Characteristics** As of 12/31/2018

	<b>Portfolio</b>	<b>Index</b>
Average Market Cap (mil)	7.96	12.53
Price/Earnings Ratio (Forward)	11.93x	18.02x
Price/Book Ratio	1.67x	2.65x
Number of Holdings - Long	349	511

© 2018 Prudential Financial, Inc. and its related entities. Prudential, the Prudential logo, the Rock symbol and Bring Your Challenges are service marks of Prudential Financial, Inc., and its related entities, registered in many jurisdictions worldwide.