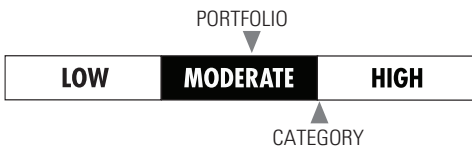


Key Facts

INVESTMENT ADVISOR: Fidelity Management & Research Company
FUND CATEGORY: Large Growth
INDEX: Russell 1000™ Growth Index
NET ASSETS: \$253.04 Million
INCEPTION DATE: 01/03/1995
GROSS EXPENSE RATIO: 0.62% of Fund Assets
OVERALL MORNINGSTAR RATING™: ★★
OVERALL # FUNDS IN MORNINGSTAR CATEGORY: 1247
PORTFOLIO MANAGER(S): Douglas Simmons; Robert Stansky

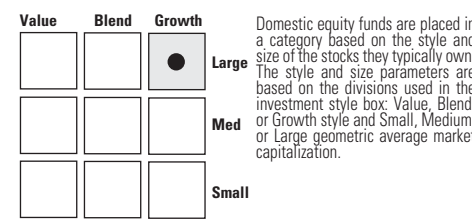
Overall Morningstar Rating as of quarter ending 12/31/2018. The Morningstar Rating shown is for the share class of this Portfolio only; other classes may have different performance characteristics. ©2018 Morningstar, Inc. All Rights Reserved. Additional Morningstar information is available in the User Guide.

Morningstar Volatility Rank As of 12/31/2018



In the past, this portfolio has shown a relatively moderate range of price fluctuations relative to other portfolios. This portfolio may experience larger or smaller price declines or price increases depending on market conditions. Some of this risk may be offset by owning other investments with different portfolio make-ups or investment strategies.

Morningstar® Style Box™ As of 12/31/2018



Discovery Premier Group Retirement Annuity II ("Discovery Premier II") is a group variable annuity, not a mutual fund. The group variable annuity has a separate account which is comprised of two subaccounts ("Separate Account"). The Fidelity VIP Contrafund Portfolio Subaccount is one of the variable investment options in the Separate Account ("Subaccount"). You choose the subaccount to which you allocate your contribution. The Separate Account, on behalf of the subaccount, then invests in the underlying fund, Fidelity VIP Contrafund ("Portfolio").

You are not investing directly in Fidelity VIP Contrafund Portfolio. Fidelity VIP Contrafund Portfolio is a portfolio of an open-end management investment company that is registered with the SEC under the Investment Company Act of 1940. Fidelity VIP Contrafund Portfolio is not publicly traded and is offered only through variable annuity and variable life insurance products. Fidelity VIP Contrafund Portfolio is not a retail mutual fund, although its investment practices and name may be similar to one and the portfolio managers may be identical. Accordingly, the performance of Fidelity VIP Contrafund Portfolio is likely to be different from that of the retail mutual fund, and you should not compare the two.

Fidelity VIP Contrafund Portfolio was established January 3, 1995, before Discovery Premier II began being sold. While the Subaccount was established July 1, 2015. Fidelity VIP Contrafund Portfolio has been used in other variable annuities for a number of years. Therefore, the information contained in this fact sheet, unless otherwise noted, relates to Fidelity VIP Contrafund Portfolio and it pertains to periods prior to when the Discovery Premier II annuity was offered for sale.

DESCRIPTION / OBJECTIVE

Fidelity VIP Contrafund Portfolio seeks long-term capital appreciation. The Portfolio primarily invests in common stocks of companies whose value the management believes is not fully recognized by the public. It invests in domestic and foreign issuers. The Portfolio invests in either "growth" stocks or "value" stocks or both. It uses fundamental analysis of factors such as each issuer's financial condition and industry position, as well as market and economic conditions to select investments. There is no assurance the objectives will be met.

	Performance (%) As of 12/31/2018						
	CUMULATIVE RETURNS		AVERAGE ANNUAL TOTAL RETURNS				
	Quarter	YTD	1 Year	3 Year	5 Year	10 Year	
Subaccount	-16.15	-6.38	-6.38	7.21	—	—	5.33
Fidelity VIP Contrafund Portfolio	-16.15	-6.38	-6.38	7.22	6.79	12.65	—
Index	-15.89	-1.51	-1.51	11.15	10.41	15.29	—
Morningstar Rating™				★★	★★	★★	
# of Funds in Category				1247	1107	799	

The performance above shows the Subaccount performance within the Separate Account (Incepted July 1, 2015), Fidelity VIP Contrafund Portfolio performance, and the performance of the applicable index in which the fund benchmarks itself against. The Fidelity VIP Contrafund Portfolio was established prior to when Discovery Premier II began being sold. Therefore, the performance shown for the Fidelity VIP Contrafund Portfolio is the historical performance of the Portfolio since the inception date of the Portfolio 01/03/1995.

There are currently no Separate Account charges for Discovery Premier II. Therefore, the performance shown for the Portfolio represents the performance of the Subaccount had the Portfolio been available through the Subaccount since the inception date of the Portfolio 01/03/1995. Certain affiliates of the Fidelity VIP Contrafund Portfolio have entered into agreements with Prudential to provide support services under which Prudential may receive a fee of up to 0.21% annually on the average assets allocated to the Portfolio. Please see the current prospectus for Discovery Premier II and the current prospectus (or summary prospectus) for the Fidelity VIP Contrafund Portfolio for detailed information on fees and charges.

As noted, the performance data quoted represents past performance. The investment return and principal value will fluctuate so that an investor's units, when redeemed, may be worth more or less than original cost. For performance information current to the most recent month end, please call 1-877-778-2100 or visit our website at www.prudential.com. Past performance does not guarantee future results. Current performance may be lower or higher than the performance data quoted.

Benchmark indices are unmanaged and cannot be invested in directly. See User Guide for index definitions.

Important Information About Discovery Premier II

Investors should consider the contract and Fidelity VIP Contrafund Portfolio's investment objectives, risks, and charges and expenses carefully before investing. The contract prospectus and the underlying portfolio prospectus (and summary prospectus) contain information relating to investment objectives, risks, and charges and expenses as well as other important information. Please call 1-877-778-2100 for a free Discovery Premier II prospectus or free Fidelity VIP Contrafund Portfolio prospectus or summary prospectus. You should read the prospectuses carefully before investing. It is possible to lose money when investing in securities. Please see User Guide for explanation of the terms used in the fact sheet. Contributions to 403(b), 457(b) and 401(k) plans, including earnings thereon, generally may not be withdrawn before age 59 1/2, severance from employment, death or disability. Withdrawals are also subject to the terms of the plan.

Tax deferral is generally provided by an individual retirement account and employment based retirement plans. A variable annuity contract should be used to fund a tax favored retirement plan to benefit from the annuity's features other than tax deferral, including lifetime income payout option, the death benefit protection, and the ability to transfer among investment options without sales or withdrawal charges.

The group annuity insurance products are issued through The Prudential Insurance Company of America, Newark, NJ and distributed through Prudential Investment Management Services LLC (PIMS), Newark, NJ 07102-4077; both are Prudential Financial companies. A variable annuity is suitable for long-term investing, particularly retirement savings. Annuity contracts may contain exclusions, limitations, reductions of benefits and terms for keeping them in force. The annuity or certain of its investment options or features may not be available in all states. Contract form # DC-403-97 or state variation thereof.

Top Five Holdings As of 12/31/2018

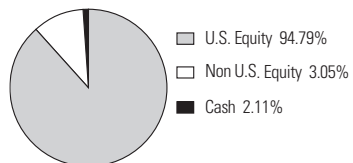
Microsoft Corp	5.64%
Amazon.com Inc	4.78%
UnitedHealth Group Inc	4.57%
Alphabet Inc Class C	4.50%
Salesforce.com Inc	3.78%

Top Five Sectors As of 12/31/2018

Technology	31.17%
Healthcare	19.77%
Financial Services	19.32%
Consumer Cyclical	12.65%
Energy	4.78%

Portfolio holdings and sector allocations are ranked as a percentage of net assets and subject to change without notice.

Allocation As of 09/30/2018



Characteristics As of 12/31/2018

	Portfolio	Index
Average Market Cap (mil)	98.66	100.08
Price/Earnings Ratio (Forward)	18.49x	17.45x
Price/Book Ratio	3.74x	5.53x
Number of Holdings - Long	245	546

© 2018 Prudential Financial, Inc. and its related entities. Prudential, the Prudential logo, the Rock symbol and Bring Your Challenges are service marks of Prudential Financial, Inc., and its related entities, registered in many jurisdictions worldwide.