

**Key Facts**

**INVESTMENT ADVISOR:** Teachers Advisors LLC  
**FUND CATEGORY:** Large Blend  
**INDEX:** Russell 1000 TR USD@  
**NET ASSETS:** \$3,173.0 Million  
**INCEPTION DATE:** 7/1/1999  
**TICKER SYMBOL:** TISCX  
**GROSS EXPENSE RATIO:** 0.17% of Fund Assets  
**OVERALL MORNINGSTAR RATING™:** ★★★  
**OVERALL # OF FUNDS IN MORNINGSTAR CATEGORY:** 1218  
**PORTFOLIO MANAGER(S):** Philip James(Jim) Campagna CFA; Lei Liao

**DESCRIPTION/OBJECTIVE**

The investment seeks a favorable long-term total return that reflects the investment performance of the overall U.S. stock market while giving special consideration to certain ESG criteria. Under normal circumstances, the fund invests at least 80% of its assets in equity securities. The Advisor attempts to achieve the return of the U.S. stock market as represented by its benchmark, the Russell 3000® Index, while investing only in companies whose activities are consistent with the fund's ESG criteria. There is no assurance the objectives will be met.

**Top Five Holdings**

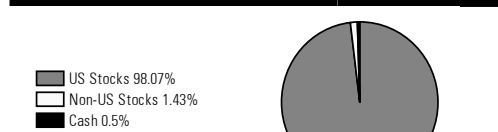
	As of 01/31/2019
Microsoft Corp .....	3.14%
Apple Inc .....	2.98%
Alphabet Inc Class C .....	1.49%
Alphabet Inc A .....	1.48%
Bank of America Corporation .....	1.39%

Holdings and Sector allocations are ranked as a percentage of net assets and subject to change without notice.

**Top Five Sectors**

	As of 01/31/2019
Technology .....	24.21%
Financial Services .....	14.96%
Healthcare .....	14.30%
Consumer Cyclical .....	12.13%
Industrials .....	10.16%

**Allocation**

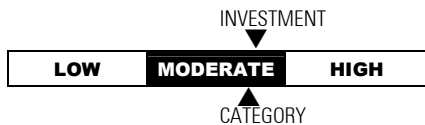


**Characteristics**

	As of 01/31/2019	
	Mutual Fund Index	
Weighted Geometric Market Cap. (\$Bil)	47.87	81.29
Price/Earnings Ratio (Forward)	16.47x	17.13x
Price/Book Ratio	2.84x	2.87x
3-Year Earnings Growth Rate (%)	7.23	14.42
Number of Holdings-Long	747	978

**Overall Morningstar Rating** as of quarter ending 03/31/2019. The Morningstar Rating shown is for the share class of this fund only; other classes may have different performance characteristics. ©2019 Morningstar, Inc. All Rights Reserved. Additional Morningstar information is available in the User Guide.

**Morningstar Volatility Rank** As of 03/31/2019



In the past, this investment has shown a relatively moderate range of price fluctuations relative to other investments. This investment may experience larger or smaller price declines or price increases depending on market conditions. Some of this risk may be offset by owning other investments with different portfolio make-ups or investment strategies.

**Performance(%)**

	Cumulative Returns			Average Annual Total Returns			
	QTD	YTD	1 Year	3 Year	5 Year	10 Year	Since Inception
Mutual Fund*	13.95	13.95	7.87	13.27	9.52	15.43	NA
Index	14.00	14.00	9.30	13.52	10.63	16.05	---
Morningstar Rating™				★★★★	★★★	★★★	
# of Funds in Category				1218	1081	810	

**\*Prudential Retirement and its affiliates do not receive finder's fees, 12b-1, sub-accounting or servicing fees in connection with plan investments in this fund.**

Such fees, if applicable to this fund, compensate Prudential Retirement for selling the fund's shares and servicing your retirement plan. The fund's expense ratio includes these fees. Other investment options may generate more or less revenue than the fees associated with this fund. If the aggregate revenue from your plan exceeds our associated costs, we earn a profit. Otherwise, we incur a loss. Other share classes of this fund may have a lower expense ratio, but your plan's investment options do not include such shares to compensate us for distribution and plan servicing.

**Performance:** The performance quoted represents past performance. The investment value and return will fluctuate so that an investment, when redeemed, may be worth more or less than original cost. Past performance does not guarantee future results. Current performance may be lower or higher than the performance quoted. For performance data current to the most recent month end, please call 1-877-778-2100. These performance results represent the change in net asset value of an investment over a stated period, assuming the reinvestment of dividends and capital gain distributions.

**Market Timing:** Frequent exchanging of investment options may harm long-term investors. Your plan and/or the fund have policies to detect and deter exchanges that may be abusive. Those policies may require us to modify or suspend purchase or exchange privileges.

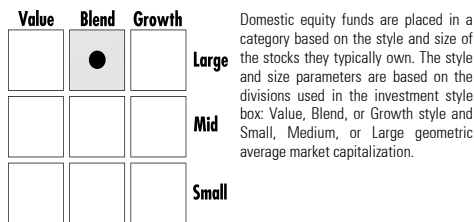
**Prospectus:** Investors should consider the fund's investment objectives, risks, charges and expenses before investing. The prospectus, and if available the summary prospectus, contain complete information about the investment options available through your plan. Please call 1-877-778-2100 for a free prospectus and if available, a summary prospectus that contain this and other information about the mutual funds. You should read the prospectus and the summary prospectus, if available, carefully before investing. It is possible to lose money when investing in securities.

Benchmark indices are unmanaged and cannot be invested in directly. See User Guide for index definitions.

Securities products and services are offered through Prudential Investment Management Services LLC (PIMS), Newark, NJ, a Prudential Financial company.

© 2019 Prudential Financial, Inc. and its related entities. Prudential, the Prudential logo, the Rock symbol and Bring Your Challenges are service marks of Prudential Financial, Inc., and its related entities, registered in many jurisdictions worldwide.

**Morningstar® Style Box™** As of 01/31/2019



**Annual Performance**

	Mutual Fund*	Index
<b>2018</b>	-5.53%	-4.78%
<b>2017</b>	20.93%	21.69%
<b>2016</b>	13.51%	12.05%
<b>2015</b>	-2.39%	0.92%
<b>2014</b>	11.25%	13.24%